











































5010 Series Horizontal Slider Sizing Standard Colonial Configurations

RO		28"	32"	36"	40"	48"	60"	72"
OM		27 1/4"	31 1/4"	35 1/4"	39 1/4"	47 1/4"	59 1/4"	71 1/4"
TTT		27 1/4"	31 1/4"	35 1/4"	39 1/4"	47 1/4"	59 1/4"	71 1/4"
24"	23 1/4"	2420  X/O	2820 	3020 	3420 	4020 	5020 	6020 
	36"	2430 	2830 	3030 	3430 	4030 	5030 	6030 
44"	43 1/4"	2438 	2838 	3038 	3438 	4038 	5038 	6038 
	48"	2440 	2840 	3040 	3440 	4040 	5040 	6040 
60"	59 1/4"	2450 	2850 	3050 	3450 	4050 	5050 	6050 
	72"	2460 	2860 	3060 	3460 	4060 	5060 	6060 

X/O, Right Slide Shown. O/X Left Slide Would Be Opposite.
(Exterior View)

RO= Rough Opening (Stud to Stud)
OM= Outside Measurement (Exterior Window Dimension)
TTT= Tip to Tip (Interior Window Dimension)