



State-of-the-Art Four-Panel Sliding Glass Door

9600 Sliding Door Special Features

- Available with 3 or 4 independent sliding door panel inserts
- 8- 5/16" Vinyl Jamb
- Maintenance free vinyl exterior that will not rot or rust
- Continuous head & sill
- 3/4" Insulated tempered glass for energy efficiency
- Aluminum Sill snap-in for added strength and rigidity
- Painted options available
- Low-E, obscured, bronze or gray tint options available
- Handles on both ends, for left or right operation
- An integrated transition from the porch to the inside of the home
- Fin-Seal weather stripping to stop air infiltration
- Limited lifetime vinyl warranty
- Vinyl colors: euro-white, tan and earthtone
- 3 panel doors available in 9ft width
- 4 panel doors available in 10ft, 12ft, and 16ft widths
- Custom sizes available



The MGM design team is bringing the outdoors in, with the development of the 9600 series telescopic door. This state of the art, all vinyl door, with its slim lines and contemporary look, will provide homeowners with optimal use of their interior and exterior space. With the ability to extend the living space to an exterior patio, homeowners will effectively increase their design options. The panoramic style of the 9600 series door also provides homeowners maximum viewing pleasure of their natural outdoor setting.

With a design pressure of 47 on both structural and water, the Series 9600 is made for the harshest wind loads Mother Nature has to offer. The all vinyl configuration makes the door perfect for the salt spray environments of the coastal regions and, for exposed applications, its unique panning system will resist the elements. All panels are operable and both ends are available with handle sets, enabling homeowners to open them from either side.

Vinyl sliding patio doors offer improved energy efficiency, lower maintenance and greater versatility over wood or aluminum. Ask for the MGM Series 9600 all-American vinyl door.

An Array of Color

Painted Vinyl Windows & Doors

MGM Industries is the only vinyl window and door manufacturer who can offer painted vinyl extrusion in mass production.

Color Matching Available for Custom Colors.

Euro White WT098 U0-5626	Tan BE312 U0-5627	Earthtone CL504 U0-5628	Sequoia Brown BR100 U0-5629	Bronze BR104 U0-5630
Zucchini GN851 U0-5631	Snowcap White WT053 U0-5632	Gulf Green GN874 U0-5633	Vintage Red RD807 U0-5634	Verde GN870 U0-5635
Antique White WT054 U0-5636	Smoke Gray GY703 U0-5637	Marlin Blue U0-5638	Custard BE310 U0-5639	Latte BE325 U0-5640
Spring Sky BL918 U0-5641	Black BK009 U0-5642	Ivory WT093 U0-5643	Mortar Gray GY717 U0-5644	

Check with your sales person for new available colors or choose one of our stock colors.

Colors shown are for sample only and not an exact match.



Painted Vinyl Windows & Doors
www.MGMIndustries.com

Distributed By:



Painted Vinyl Windows & Doors



Replacement Vinyl Windows & Doors






The Total Tear Out Window

8027 Double Hung Special Features

- Woodshop window completely removed, leaving a wider opening for replacement
- Colonial brick mould finishes out your window exterior
- 3/4" Insulated glass for energy efficiency
- Integral nailing fin
- Continuous head and sill
- 3/4" Contour grid
- 4 11/16" Vinyl jamb
- Both sashes tilt for easy cleaning
- Double sash lock with keeper
- Maintenance free vinyl
- Dual weatherstripping on sash
- Foam wrapped
- Block and tackle balance system
- Euro-white, tan and earthtone vinyl colors available
- Painted options available



Double Hung Premium Replacement Window

4600 Double Hung Special Features

- Sloped sill provides excellent water run-off
- 1" Overall insulating double strength glass for outstanding energy savings with optional Low-E/Argon gas enhancement
- 3 1/4" Vinyl frame depth for easy wood window pocket replacement
- Double sash locks for added security
- Dual weather-stripping for improved wind resistance
- Stainless steel constant force balance system for smooth operation
- Full family of double hung, 2 & 3 panel sliders, and picture windows available
- Bay windows available custom built to your measurements
- Heavy duty extruded aluminum frame screen with fiberglass mesh
- "Night Latch" installed to allow open windows for ventilation while remaining latched for security
- Vinyl colors: euro-white, tan, earthtone, and medium woodgrain interior with white exterior
- Painted options available



Single Hung Premium Replacement Window

6011 Single Hung Special Features


- 3/4" Insulated glass standard with optional Low-E/Argon gas enhancement
- 1-3/4" Vinyl frame allows for drywall return
- Operating sash tilts in for easy cleaning
- Fin-seal weather-stripping to stop air infiltration
- Sloped sill for efficient water run-off
- Half length fiberglass screen
- 13/16" Flat grilles between the glass
- Maintenance free vinyl
- Reinforced center rail
- Block and tackle balance system
- Welded sash construction
- Euro-white, tan and earthtone vinyl
- Painted options available



Sliding Door Replacement

9000 Sliding Door Special Features


- Color matched key lock single point hardware included, multipoint hardware optional
- Standard DP-35 or optional DP-50 to meet the toughest building codes
- Welded frame and door panels with internal steel reinforcement for added strength
- 1" Overall insulated tempered glass with optional high performance Low-E/Argon gas for energy savings
- Dual adjustable ball bearing rollers for smooth easy-glide operation
- Two and three panel doors available up to 9 ft. wide and 8 ft. tall
- Custom sized and built for your opening, factory assembled ready to install
- Dual weather-stripping for better wind resistance
- Available with or without an installation nailing fin and siding trim J-channel for easy installation
- Sliding, color matched screen available with built-in screen track for dependable operation
- Painted options available



Swing Door Replacement

9200 Swing Door Special Features

- 4-9/16" maintenance free vinyl frame with internal aluminum reinforcement
- Completely assembled ready to install from the factory
- Available as an in-swing or out-swing door in one, two or three panel configurations
- Welded mainframe and door panels for added strength
- Adjustable 3-way hinges for on-site swing adjustments
- Double bore dead bolt hardware standard, optional upgrade to European style high end multipoint hardware
- Multipoint hardware available in a variety of finishes
- 1" Overall insulated tempered glass standard with optional Low-E/Argon gas enhancement
- Anodized aluminum threshold covers to protect high foot traffic areas
- Available in DP-35, DP-50 and impact rated
- Optional blinds between the glass (check for size availability)
- Painted options available



Casement Window

4710 Casement Window Features

- 1-15/16" vinyl jamb
- Opens fully to 90° for easy cleaning
- 3/4" Insulated glass using warm edge technology provides efficient thermal and sound insulation
- Step down sill
- Bulb vinyl perimeter seal for maximum air leak protection
- Integral nailing fin
- Truth Maxim Hardware 3-point locking system on 30" and taller units
- Full length fiberglass screen
- Low E/Argon gas optional for energy savings
- Top hinge awning window also available
- Casements offer either left or right hinge opening
- Painted options available

