

**9200 Inswing  
Vinyl Swinging Door List Price**

Finish      1 Year      1 Year      Lifetime  
Warranty   **Painted**   **Plated**      **PVD**

Series	Size	Panels	Euro White		Tan or Earthtone		White Black	Chrome A.Brass	S.Nickel Brass Bronze	Argon Enhanced	270 Low-e	366 Low-e	H.Duty Rolling Screen	White Blinds
			1-Lite	GBG	1-Lite	GBG								
9201	2-6 x 6-8	1	653.00	688.70	698.71	736.91	865.00	865.00	905.00	31.25	28.25	42.38	na	370.00
9201	2-6 x 8-0	1	758.35	795.65	811.43	851.35	865.00	865.00	905.00	31.25	34.75	52.13	na	na
9201	3-0 x 6-8	1	719.90	756.80	770.29	809.78	865.00	865.00	905.00	31.25	37.15	55.73	na	390.00
9201	3-0 x 8-0	1	824.35	862.85	882.05	923.25	865.00	865.00	905.00	31.25	45.75	68.63	na	na
9202	5-0 x 6-8	2	1043.95	1115.35	1117.03	1193.42	865.00	865.00	905.00	62.50	56.50	84.75	78.45	740.00
9202	5-0 x 8-0	2	1206.10	1280.70	1290.53	1370.35	865.00	865.00	905.00	62.50	69.50	104.25	88.85	na
9202	6-0 x 6-8	2	1174.10	1247.90	1256.29	1335.25	865.00	865.00	905.00	62.50	74.30	111.45	82.80	780.00
9202	6-0 x 8-0	2	1327.35	1404.35	1420.26	1502.65	865.00	865.00	905.00	62.50	91.50	137.25	93.10	na
9203	7-6 x 6-8	3	1434.90	1542.00	1535.34	1649.94	865.00	865.00	905.00	93.75	84.75	127.13	78.45	1110.00
9203	7-6 x 8-0	3	1653.85	1765.75	1769.62	1889.35	865.00	865.00	905.00	93.75	104.25	156.38	88.85	na
9203	9-0 x 6-8	3	1628.30	1739.00	1742.28	1860.73	865.00	865.00	905.00	93.75	111.45	167.18	82.80	1170.00
9203	9-0 x 8-0	3	1830.35	1945.85	1958.47	2082.06	865.00	865.00	905.00	93.75	137.25	205.88	93.10	na

Custom Size List Price: (\$11.00 per United Inch)+(Hardware\*)+(Options)

\* GBG Customs use \$11.77 per United Inch

Operating Custom Size Limits:

Width      Height  
Min 30"    Min 72"  
Max 108"   Max 96"

Maximum Operating Panel Width: 42"

Operating Panels over 38" are manufactured with 4 hinges

Standard Features

- Designed for New Home Construction
- Maintenance Free Exterior
- Vinyl Brick Mould Exterior Trim
- 1" Insulated Glass
- Vinyl Threshold with Aluminum Wear Plates
- Adjustable Hinges for Height and Camber
- 3/4" Profiled Grille Bar Standard on GBG Units
- Full 4-9/16" Vinyl Jamb
- 3-Point Keyed Hardware
- Available in Euro White, Tan, or Earthtone

Options

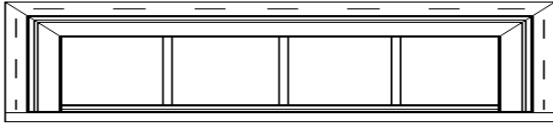
- SDL: List Price
  - 7/8" EuroWhite    \$20.32 per lite
  - 7/8" Tan            \$21.85 per lite
  - 7/8" Earthtone    \$21.85 per lite
  - 1-1/4" EuroWhite   \$21.85 per lite
  - 1-1/4" Tan           \$23.44 per lite
  - 1-1/4" Earthtone   \$23.44 per lite

- Blinds between the Glass

Only available in neutral white. Blinds raise, lower, tilt

**Series 9200 & 9300 Rough Opening Chart**

<b>Size</b>	<b>Panels</b>	<b>Door Size</b>	<b>Rough Opening</b>
2/6 x 6/8	1	29-3/4 x 79-1/2	30-1/4 x 80
2/8 x 6/8	1	31-3/4 x 79-1/2	32-1/4 x 80
3/0 x 6/8	1	35-3/4 x 79-1/2	36-1/4 x 80
2/6 x 8/0	1	29-3/4 x 95-1/2	30-1/4 x 96
2/8 x 8/0	1	31-3/4 x 95-1/2	32-1/4 x 96
3/0 x 8/0	1	35-3/4 x 95-1/2	36-1/4 x 96
5/0 x 6/8	2	59-1/2 x 79-1/2	60 x 80
5/4 x 6/8	2	63-1/2 x 79-1/2	64 x 80
6/0 x 6/8	2	71-1/2 x 79-1/2	72 x 80
8/0 x 6/8	2	95-1/2 x 79-1/2	96 x 80
5/0 x 8/0	2	59-1/2 x 95-1/2	60 x 96
5/4 x 8/0	2	63-1/2 x 95-1/2	64 x 96
6/0 x 8/0	2	71-1/2 x 95-1/2	72 x 96
8/0 x 8/0	2	95-1/2 x 95-1/2	96 x 96
7/6 x 6/8	3	89-1/4 x 79-1/2	89-3/4 x 80
8/0 x 6/8	3	95-1/4 x 79-1/2	95-3/4 x 80
9/0 x 6/8	3	107-1/4 x 79-1/2	107-3/4 x 80
7/6 x 8/0	3	89-1/4 x 95-1/2	89-3/4 x 96
8/0 x 8/0	3	95-1/4 x 95-1/2	95-3/4 x 96
9/0 x 8/0	3	107-1/4 x 95-1/2	107-3/4 x 96



**Series 9200 Swing Door  
Transoms and Sidelights**

Standard Features

- Designed for New Home Construction
- Maintenance Free Exterior
- Vinyl Brick Mould Exterior Trim
- 1" Insulated Glass
- 3/4" Profiled Grille Bar Standard on GBG Units
- Full 4-9/16" Vinyl Jamb
- All Hardware Included
- Available in Euro White, Tan, or Earthtone
- Stainless Steel Installation Screws Included

Width: Min: 12" Max: 96"  
Height: Min: 12" Max: 96"

Size	Panels	1-Lite	GBG*	Argon Enhanced	Low-E 270	Low-E 366
Custom	1,2, or 3	4.00/UI	4.77/UI	20.50/panel	3.30/UI	4.95/UI

\*\* Please specify 1-piece, 2-piece, or 3-piece ordering

**Example:** 24" tall by 72" wide, 2 pc transom, no grids, factory mullled to a 9200 or 9300  
 $(24 + 72) \times \$4.00 = \$384.00 + \$58.50 + 18.71$  mull charges = \$461.21 List Price

Simulated Divided Lite List Price

- 7/8" EuroWhite \$20.32 per lite
- 7/8" Tan \$21.85 per lite
- 7/8" Earthtone \$21.85 per lite
- 1-1/4" EuroWhite \$21.85 per lite
- 1-1/4" Tan \$23.44 per lite
- 1-1/4" Earthtone \$23.44 per lite

Options

- Tan or Earthtone Color: Add 10% to List Price
- 6-9/16" Jamb Extension: \$37.50, sill not extended on sidelights
- 13/16" Flat Grille Bar Available on GBG Units at no extra charge
- Mull Prep One Jamb of free-standing sidelight: \$280.00
- Horizontal Mull: \$58.50
- Vertical Mull: Add \$18.71
- Mull "Prep": \$18.71 (Prepared for job-site mulling)

**MGM Industries, Inc.**

287 Freehill Road  
Hendersonville, TN 37075  
Office 1-800-476-5584  
Fax 1-615-822-6581

10/1/09 9200-3

**9210 Inswing Single Bore  
Vinyl Swinging Door List Price**

Series	Size	Panels	Euro White		Tan or Earthtone		Argon	270	366	H.Duty	White
			1-Lite	GBG	1-Lite	GBG	Enhanced	Low-e	Low-e	Rolling Screen	Blinds
9211	2-6 x 6-8	1	1108.29	1168.88	1185.87	1250.70	31.25	28.25	42.38	na	370.00
9211	2-6 x 8-0	1	1287.09	1350.39	1377.18	1444.92	31.25	34.75	52.13	na	na
9211	2-8 x 6-0	1	1221.83	1284.46	1307.36	1374.37	31.25	37.15	55.73	na	na
9211	2-8 x 8-0	1	1399.11	1464.45	1497.04	1566.96	31.25	45.75	68.63	na	na
9211	3-0 x 6-8	1	1221.83	1284.46	1307.36	1374.37	31.25	37.15	55.73	na	390.00
9211	3-0 x 8-0	1	1399.11	1464.45	1497.04	1566.96	31.25	45.75	68.63	na	na
9212	5-0 x 6-8	2	1406.43	1502.62	1504.88	1607.81	62.50	56.50	84.75	78.45	740.00
9212	5-0 x 8-0	2	1624.88	1725.39	1738.63	1846.16	62.50	69.50	104.25	88.85	na
9212	5-4 x 6-8	2	1581.77	1681.20	1692.50	1798.88	62.50	74.30	111.45	82.80	na
9212	5-4 x 8-0	2	1788.24	1891.97	1913.41	2024.41	62.50	91.50	137.25	93.10	na
9212	6-0 x 6-8	2	1581.77	1681.20	1692.50	1798.88	62.50	74.30	111.45	82.80	780.00
9212	6-0 x 8-0	2	1788.24	1891.97	1913.41	2024.41	62.50	91.50	137.25	93.10	na
9213	7-6 x 6-8	3	2088.58	2244.47	2234.78	2401.58	93.75	84.75	127.13	78.45	1110.00
9213	7-6 x 8-0	3	2407.27	2570.15	2575.78	2750.06	93.75	104.25	156.38	88.85	na
9213	8-0 x 6-8	3	2370.08	2531.21	2535.99	2708.40	93.75	111.45	167.18	82.80	na
9213	8-0 x 8-0	3	2664.18	2832.29	2850.67	3030.55	93.75	137.25	205.88	93.10	na
9213	9-0 x 6-8	3	2370.08	2531.21	2535.99	2708.40	93.75	111.45	167.18	82.80	1170.00
9213	9-0 x 8-0	3	2664.18	2832.29	2850.67	3030.55	93.75	137.25	205.88	93.10	na

Custom Size List Price: (\$11.00 per United Inch)+(Hardware*)+(Options) * GBG Customs use \$11.77 per United Inch	Operating Custom Size Limits:	Width	Height
		Min 30"	Min 72"
		Max 108"	Max 96"

<u>Standard Features</u> - Designed for New Home Construction - Maintenance Free Exterior - Vinyl Brick Mould Exterior Trim - 1" Insulated Glass - Vinyl Threshold with Aluminum Wear Plates - Adjustable Hinges for Height and Camber - 3/4" Profiled Grille Bar Standard on GBG Units - Full 4-9/16" Vinyl Jamb - Single Bore	Maximum Operating Panel Width: 42" Operating Panels over 38" are manufactured with 4 hinges
	<u>Options</u> - SDL: List Price 7/8" EuroWhite \$20.32 per lite   1-1/4" EuroWhite \$21.85 per lite 7/8" Tan \$21.85 per lite   1-1/4" Tan \$23.44 per lite 7/8" Earthtone \$21.85 per lite   1-1/4" Earthtone \$23.44 per lite - Blinds between the Glass Only available in neutral white. Blinds raise, lower, tilt

- Available in Euro White, Tan, or Earthtone

**9220 Inswing Double Bore  
Vinyl Swinging Door List Price**

Series	Size	Panels	Euro White		Tan or Earthtone		Argon	270	366	H.Duty Rolling Screen	White Blinds
			1-Lite	GBG	1-Lite	GBG	Enhanced	Low-e	Low-e		
9221	2-6 x 6-8	1	1108.29	1168.88	1185.87	1250.70	31.25	28.25	42.38	na	370.00
9221	2-6 x 8-0	1	1287.09	1350.39	1377.18	1444.92	31.25	34.75	52.13	na	na
9221	2-8 x 6-0	1	1221.83	1284.46	1307.36	1374.37	31.25	37.15	55.73	na	na
9221	2-8 x 8-0	1	1399.11	1464.45	1497.04	1566.96	31.25	45.75	68.63	na	na
9221	3-0 x 6-8	1	1221.83	1284.46	1307.36	1374.37	31.25	37.15	55.73	na	390.00
9221	3-0 x 8-0	1	1399.11	1464.45	1497.04	1566.96	31.25	45.75	68.63	na	na
9222	5-0 x 6-8	2	1406.43	1502.62	1504.88	1607.81	62.50	56.50	84.75	78.45	740.00
9222	5-0 x 8-0	2	1624.88	1725.39	1738.63	1846.16	62.50	69.50	104.25	88.85	na
9222	5-4 x 6-8	2	1581.77	1681.20	1692.50	1798.88	62.50	74.30	111.45	82.80	na
9222	5-4 x 8-0	2	1788.24	1891.97	1913.41	2024.41	62.50	91.50	137.25	93.10	na
9222	6-0 x 6-8	2	1581.77	1681.20	1692.50	1798.88	62.50	74.30	111.45	82.80	780.00
9222	6-0 x 8-0	2	1788.24	1891.97	1913.41	2024.41	62.50	91.50	137.25	93.10	na
9223	7-6 x 6-8	3	2088.58	2244.47	2234.78	2401.58	93.75	84.75	127.13	78.45	1110.00
9223	7-6 x 8-0	3	2407.27	2570.15	2575.78	2750.06	93.75	104.25	156.38	88.85	na
9223	8-0 x 6-8	3	2370.08	2531.21	2535.99	2708.40	93.75	111.45	167.18	82.80	na
9223	8-0 x 8-0	3	2664.18	2832.29	2850.67	3030.55	93.75	137.25	205.88	93.10	na
9223	9-0 x 6-8	3	2370.08	2531.21	2535.99	2708.40	93.75	111.45	167.18	82.80	1170.00
9223	9-0 x 8-0	3	2664.18	2832.29	2850.67	3030.55	93.75	137.25	205.88	93.10	na

Custom Size List Price: (\$11.00 per United Inch)+(Hardware*)+(Options) * GBG Customs use \$11.77 per United Inch	Operating Custom Size Limits:	Width	Height
		Min 30"	Min 72"
		Max 108"	Max 96"

<u>Standard Features</u> - Designed for New Home Construction - Maintenance Free Exterior - Vinyl Brick Mould Exterior Trim - 1" Insulated Glass - Vinyl Threshold with Aluminum Wear Plates - Adjustable Hinges for Height and Camber - 3/4" Profiled Grille Bar Standard on GBG Units - Full 4-9/16" Vinyl Jamb - Double Bore	Maximum Operating Panel Width: 42" Operating Panels over 38" are manufactured with 4 hinges
	<u>Options</u> - SDL: List Price 7/8" EuroWhite \$20.32 per lite   1-1/4" EuroWhite \$21.85 per lite 7/8" Tan \$21.85 per lite   1-1/4" Tan \$23.44 per lite 7/8" Earthtone \$21.85 per lite   1-1/4" Earthtone \$23.44 per lite - Blinds between the Glass Only available in neutral white. Blinds raise, lower, tilt

- Available in Euro White, Tan, or Earthtone

**Series 9300 Outswing  
Vinyl Swinging Door List Price**

Finish Warranty      1 Year Painted      1 Year Plated      Lifetime PVD

Series	Size	Panels	Euro White		Tan or Earthtone		White Black	Chrome A.Brass	S.Nickel Brass Bronze	Argon Enhanced	270 Low-e	366 Low-e	Rolling Screen	White Blinds
			1-Lite	GBG	1-Lite	GBG								
9301	2-6 x 6-8	1	653.00	688.70	698.71	736.91	865.00	865.00	905.00	31.25	28.25	42.38	na	370.00
9301	2-6 x 8-0	1	758.35	795.65	811.43	851.35	865.00	865.00	905.00	31.25	34.75	52.13	na	na
9301	3-0 x 6-8	1	719.90	756.80	770.29	809.78	865.00	865.00	905.00	31.25	37.15	55.73	na	390.00
9301	3-0 x 8-0	1	824.35	862.85	882.05	923.25	865.00	865.00	905.00	31.25	45.75	68.63	na	na
9302	5-0 x 6-8	2	1043.95	1115.35	1117.03	1193.42	865.00	865.00	905.00	62.50	56.50	84.75	na	740.00
9302	5-0 x 8-0	2	1206.10	1280.70	1290.53	1370.35	865.00	865.00	905.00	62.50	69.50	104.25	na	na
9302	6-0 x 6-8	2	1174.10	1247.90	1256.29	1335.25	865.00	865.00	905.00	62.50	74.30	111.45	na	780.00
9302	6-0 x 8-0	2	1327.35	1404.35	1420.26	1502.65	865.00	865.00	905.00	62.50	91.50	137.25	na	na
9303	7-6 x 6-8	3	1434.90	1542.00	1535.34	1649.94	865.00	865.00	905.00	93.75	84.75	127.13	na	1110.00
9303	7-6 x 8-0	3	1653.85	1765.75	1769.62	1889.35	865.00	865.00	905.00	93.75	104.25	156.38	na	na
9303	9-0 x 6-8	3	1628.30	1739.00	1742.28	1860.73	865.00	865.00	905.00	93.75	111.45	167.18	na	1170.00
9303	9-0 x 8-0	3	1830.35	1945.85	1958.47	2082.06	865.00	865.00	905.00	93.75	137.25	205.88	na	na

Custom Size List Price: (\$11.00 per United Inch)+(Hardware\*)+(Options)

\* GBG Customs use \$11.77 per United Inch

Operating Custom Size Limits:

Width    Height  
Min 30"    Min 72"  
Max 108"    Max 96"

Maximum Operating Panel Width: 42"

Operating Panels over 38" are manufactured with 4 hinges

Standard Features

- Designed for New Home Construction
- Maintenance Free Exterior
- Vinyl Brick Mould Exterior Trim
- 1" Insulated Glass
- Vinyl Threshold with Aluminum Wear Plates
- Adjustable Hinges for Height and Camber
- 3/4" Profiled Grille Bar Standard on GBG Units
- Full 4-9/16" Vinyl Jamb
- 3-Point Keyed Hardware
- Available in Euro White, Tan, or Earthtone

Options

- SDL: List Price
  - 7/8" EuroWhite    \$20.32 per lite
  - 7/8" Tan            \$21.85 per lite
  - 7/8" Earthtone    \$21.85 per lite
  - 1-1/4" EuroWhite    \$21.85 per lite
  - 1-1/4" Tan            \$23.44 per lite
  - 1-1/4" Earthtone    \$23.44 per lite

- Blinds between the Glass

Only available in neutral white. Blinds raise, lower, tilt

**9310 Outswing Single Bore  
Vinyl Swinging Door List Price**

Series	Size	Panels	Euro White		Tan or Earthtone		Argon	270	366	H.Duty Rolling Screen	White Blinds
			1-Lite	GBG	1-Lite	GBG	Enhanced	Low-e	Low-e		
9311	2-6 x 6-8	1	1108.29	1168.88	1185.87	1250.70	31.25	28.25	42.38	na	370.00
9311	2-6 x 8-0	1	1287.09	1350.39	1377.18	1444.92	31.25	34.75	52.13	na	na
9311	2-8 x 6-0	1	1221.83	1284.46	1307.36	1374.37	31.25	37.15	55.73	na	na
9311	2-8 x 8-0	1	1399.11	1464.45	1497.04	1566.96	31.25	45.75	68.63	na	na
9311	3-0 x 6-8	1	1221.83	1284.46	1307.36	1374.37	31.25	37.15	55.73	na	390.00
9311	3-0 x 8-0	1	1399.11	1464.45	1497.04	1566.96	31.25	45.75	68.63	na	na
9312	5-0 x 6-8	2	1406.43	1502.62	1504.88	1607.81	62.50	56.50	84.75	78.45	740.00
9312	5-0 x 8-0	2	1624.88	1725.39	1738.63	1846.16	62.50	69.50	104.25	88.85	na
9312	5-4 x 6-8	2	1581.77	1681.20	1692.50	1798.88	62.50	74.30	111.45	82.80	na
9312	5-4 x 8-0	2	1788.24	1891.97	1913.41	2024.41	62.50	91.50	137.25	93.10	na
9312	6-0 x 6-8	2	1581.77	1681.20	1692.50	1798.88	62.50	74.30	111.45	82.80	780.00
9312	6-0 x 8-0	2	1788.24	1891.97	1913.41	2024.41	62.50	91.50	137.25	93.10	na
9313	7-6 x 6-8	3	2088.58	2244.47	2234.78	2401.58	93.75	84.75	127.13	78.45	1110.00
9313	7-6 x 8-0	3	2407.27	2570.15	2575.78	2750.06	93.75	104.25	156.38	88.85	na
9313	8-0 x 6-8	3	2370.08	2531.21	2535.99	2708.40	93.75	111.45	167.18	82.80	na
9313	8-0 x 8-0	3	2664.18	2832.29	2850.67	3030.55	93.75	137.25	205.88	93.10	na
9313	9-0 x 6-8	3	2370.08	2531.21	2535.99	2708.40	93.75	111.45	167.18	82.80	1170.00
9313	9-0 x 8-0	3	2664.18	2832.29	2850.67	3030.55	93.75	137.25	205.88	93.10	na

Custom Size List Price: (\$11.00 per United Inch)+(Hardware*)+(Options) * GBG Customs use \$11.77 per United Inch	Operating Custom Size Limits:	Width	Height
		Min 30"	Min 72"
		Max 108"	Max 96"

<u>Standard Features</u> - Designed for New Home Construction - Maintenance Free Exterior - Vinyl Brick Mould Exterior Trim - 1" Insulated Glass - Vinyl Threshold with Aluminum Wear Plates - Adjustable Hinges for Height and Camber - 3/4" Profiled Grille Bar Standard on GBG Units - Full 4-9/16" Vinyl Jamb - Single Bore	Maximum Operating Panel Width: 42" Operating Panels over 38" are manufactured with 4 hinges
	<u>Options</u> - SDL: List Price 7/8" EuroWhite \$20.32 per lite   1-1/4" EuroWhite \$21.85 per lite 7/8" Tan \$21.85 per lite   1-1/4" Tan \$23.44 per lite 7/8" Earthtone \$21.85 per lite   1-1/4" Earthtone \$23.44 per lite - Blinds between the Glass Only available in neutral white. Blinds raise, lower, tilt

- Available in Euro White, Tan, or Earthtone

**9320 Outswing Double Bore  
Vinyl Swinging Door List Price**

Series	Size	Panels	Euro White		Tan or Earthtone		Argon	270	366	H.Duty Rolling Screen	White Blinds
			1-Lite	GBG	1-Lite	GBG	Enhanced	Low-e	Low-e		
9321	2-6 x 6-8	1	1108.29	1168.88	1185.87	1250.70	31.25	28.25	42.38	na	370.00
9321	2-6 x 8-0	1	1287.09	1350.39	1377.18	1444.92	31.25	34.75	52.13	na	na
9321	2-8 x 6-0	1	1221.83	1284.46	1307.36	1374.37	31.25	37.15	55.73	na	na
9321	2-8 x 8-0	1	1399.11	1464.45	1497.04	1566.96	31.25	45.75	68.63	na	na
9321	3-0 x 6-8	1	1221.83	1284.46	1307.36	1374.37	31.25	37.15	55.73	na	390.00
9321	3-0 x 8-0	1	1399.11	1464.45	1497.04	1566.96	31.25	45.75	68.63	na	na
9322	5-0 x 6-8	2	1406.43	1502.62	1504.88	1607.81	62.50	56.50	84.75	78.45	740.00
9322	5-0 x 8-0	2	1624.88	1725.39	1738.63	1846.16	62.50	69.50	104.25	88.85	na
9322	5-4 x 6-8	2	1581.77	1681.20	1692.50	1798.88	62.50	74.30	111.45	82.80	na
9322	5-4 x 8-0	2	1788.24	1891.97	1913.41	2024.41	62.50	91.50	137.25	93.10	na
9322	6-0 x 6-8	2	1581.77	1681.20	1692.50	1798.88	62.50	74.30	111.45	82.80	780.00
9322	6-0 x 8-0	2	1788.24	1891.97	1913.41	2024.41	62.50	91.50	137.25	93.10	na
9323	7-6 x 6-8	3	2088.58	2244.47	2234.78	2401.58	93.75	84.75	127.13	78.45	1110.00
9323	7-6 x 8-0	3	2407.27	2570.15	2575.78	2750.06	93.75	104.25	156.38	88.85	na
9323	8-0 x 6-8	3	2370.08	2531.21	2535.99	2708.40	93.75	111.45	167.18	82.80	na
9323	8-0 x 8-0	3	2664.18	2832.29	2850.67	3030.55	93.75	137.25	205.88	93.10	na
9323	9-0 x 6-8	3	2370.08	2531.21	2535.99	2708.40	93.75	111.45	167.18	82.80	1170.00
9323	9-0 x 8-0	3	2664.18	2832.29	2850.67	3030.55	93.75	137.25	205.88	93.10	na

Custom Size List Price: (\$11.00 per United Inch)+(Hardware*)+(Options) * GBG Customs use \$11.77 per United Inch	Operating Custom Size Limits:	Width	Height
		Min 30"	Min 72"
		Max 108"	Max 96"

<u>Standard Features</u> - Designed for New Home Construction - Maintenance Free Exterior - Vinyl Brick Mould Exterior Trim - 1" Insulated Glass - Vinyl Threshold with Aluminum Wear Plates - Adjustable Hinges for Height and Camber - 3/4" Profiled Grille Bar Standard on GBG Units - Full 4-9/16" Vinyl Jamb - Double Bore	Maximum Operating Panel Width: 42" Operating Panels over 38" are manufactured with 4 hinges
	<u>Options</u> - SDL: List Price 7/8" EuroWhite \$20.32 per lite   1-1/4" EuroWhite \$21.85 per lite 7/8" Tan \$21.85 per lite   1-1/4" Tan \$23.44 per lite 7/8" Earthtone \$21.85 per lite   1-1/4" Earthtone \$23.44 per lite - Blinds between the Glass Only available in neutral white. Blinds raise, lower, tilt

- Available in Euro White, Tan, or Earthtone



**Series 9380 Outswing Impact Resistant  
Vinyl Swinging Door List Price**

Lifetime  
PVD

Series	Size	Euro White		Tan or Earthtone		S.Nickel Brass Bronze	Impact Rated Glass	Argon Enhanced	270 Low-e	366 Low-e	Rolling Screen	Blinds
		1-Lite	GBG	1-Lite	GBG							
9381	2-6 x 6-8	948.55	984.25	1014.95	1053.15	905.00	Included	31.25	28.25	42.38	na	na
9381	3-0 x 6-8	1112.55	1149.45	1190.43	1229.91	905.00	Included	62.50	37.15	55.73	na	na
9382	5-0 x 6-8	1635.05	1706.45	1749.50	1825.90	905.00	Included	62.50	56.50	84.75	na	na
9382	6-0 x 6-8	1959.35	2033.15	2096.50	2175.47	905.00	Included	62.50	74.30	111.45	na	na

**Only the sizes listed have been Impact tested. No other sizes available Rated Impact Resistant.**

Standard Features

- Designed for New Home Construction
- Maintenance Free Exterior
- Vinyl Brick Mould Exterior Trim
- 1" Insulated Glass
- Vinyl Threshold with Aluminum Wear Plates
- Adjustable Hinges for Height and Camber
- 3/4" Profiled Grille Bar Standard on GBG Units
- Full 4-9/16" Vinyl Jamb
- All Hardware Included
- Available in Euro White, Tan, or Earthtone
- Stainless Steel Installation Screws Included

Options

- SDL: List Price
- 7/8" EuroWhite \$20.32 per lite
- 7/8" Tan \$21.85 per lite
- 7/8" Earthtone \$21.85 per lite
- 1-1/4" EuroWhite \$21.85 per lite
- 1-1/4" Tan \$23.44 per lite
- 1-1/4" Earthtone \$23.44 per lite

10/1/09 9200-3

# 9400 Inswing

## Vinyl Swinging French Door List Price

Finish      1 Year      1 Year      Lifetime  
 Warranty   **Painted**   **Plated**      **PVD**

Series	Size	Panels	Euro White		Tan or Earthtone		White Black	Chrome A.Brass	S.Nickel Brass Bronze	Argon Enhanced	270 Low-e	366 Low-e	H.Duty Rolling Screen	White Blinds
			1-Lite	GBG	1-Lite	GBG								
			9402	5-0 x 6-8	2	1043.95								
9402	5-0 x 8-0	2	1206.10	1280.70	1290.53	1370.35	1937.00	1937.00	1977.00	62.50	69.50	104.25	88.85	na
9402	5-4 x 6-8	2	1174.10	1247.90	1256.29	1335.25	1937.00	1937.00	1977.00	62.50	74.30	111.45	82.80	na
9402	5-4 x 8-0	2	1327.35	1404.35	1420.26	1502.65	1937.00	1937.00	1977.00	62.50	91.50	137.25	93.10	na
9402	6-0 x 6-8	2	1174.10	1247.90	1256.29	1335.25	1937.00	1937.00	1977.00	62.50	74.30	111.45	82.80	780.00
9402	6-0 x 8-0	2	1327.35	1404.35	1420.26	1502.65	1937.00	1937.00	1977.00	62.50	91.50	137.25	93.10	na

Custom Size List Price: (\$13.75 per United Inch)+(Hardware\*)+(Options)

\* GBG Customs use \$14.50 per United Inch

Operating Custom Size Limits:

Width	Height
Min 30"	Min 72"
Max 108"	Max 96"

Maximum Operating Panel Width: 42"

Operating Panels over 38" are manufactured with 4 hinges

### Standard Features

- Designed for New Home Construction
- Maintenance Free Exterior
- Vinyl Brick Mould Exterior Trim
- 1" Insulated Glass
- Vinyl Threshold with Aluminum Wear Plates
- Adjustable Hinges for Height and Camber
- 3/4" Profiled Grille Bar Standard on GBG Units
- Full 4-9/16" Vinyl Jamb
- 3-Point Keyed Hardware
- Available in Euro White, Tan, or Earthtone

04/05/11    9400-1

### Options

- SDL: List Price

7/8" EuroWhite	\$20.32 per lite
7/8" Tan	\$21.85 per lite
7/8" Earthtone	\$21.85 per lite
1-1/4" EuroWhite	\$21.85 per lite
1-1/4" Tan	\$23.44 per lite
1-1/4" Earthtone	\$23.44 per lite

- Blinds between the Glass

Only available in neutral white. Blinds raise, lower, tilt

**9500 Outswing**

**Vinyl Swinging French Door List Price**

Finish      1 Year      1 Year      Lifetime  
 Warranty   **Painted**   **Plated**      **PVD**

Series	Size	Panels	Euro White		Tan or Earthtone		White Black	Chrome A.Brass	S.Nickel Brass Bronze	Argon Enhanced	270 Low-e	366 Low-e	H.Duty Rolling Screen	White Blinds
			1-Lite	GBG	1-Lite	GBG								
			9502	5-0 x 6-8	2	1043.95								
9502	5-0 x 8-0	2	1206.10	1280.70	1290.53	1370.35	1937.00	1937.00	1977.00	62.50	69.50	104.25	88.85	na
9502	5-4 x 6-8	2	1174.10	1247.90	1256.29	1335.25	1937.00	1937.00	1977.00	62.50	74.30	111.45	82.80	na
9502	5-4 x 8-0	2	1327.35	1404.35	1420.26	1502.65	1937.00	1937.00	1977.00	62.50	91.50	137.25	93.10	na
9502	6-0 x 6-8	2	1174.10	1247.90	1256.29	1335.25	1937.00	1937.00	1977.00	62.50	74.30	111.45	82.80	780.00
9502	6-0 x 8-0	2	1327.35	1404.35	1420.26	1502.65	1937.00	1937.00	1977.00	62.50	91.50	137.25	93.10	na

Custom Size List Price: (\$13.75 per United Inch)+(Hardware\*)+(Options)

\* GBG Customs use \$14.50 per United Inch

Operating Custom Size Limits:

Width      Height  
 Min 30"    Min 72"  
 Max 108"   Max 96"

Maximum Operating Panel Width: 42"

Operating Panels over 38" are manufactured with 4 hinges

Standard Features

- Designed for New Home Construction
- Maintenance Free Exterior
- Vinyl Brick Mould Exterior Trim
- 1" Insulated Glass
- Vinyl Threshold with Aluminum Wear Plates
- Adjustable Hinges for Height and Camber
- 3/4" Profiled Grille Bar Standard on GBG Units
- Full 4-9/16" Vinyl Jamb
- 3-Point Keyed Hardware
- Available in Euro White, Tan, or Earthtone

04/05/11    9500-1

Options

- SDL: List Price
  - 7/8" EuroWhite    \$20.32 per lite
  - 7/8" Tan            \$21.85 per lite
  - 7/8" Earthtone    \$21.85 per lite
  - 1-1/4" EuroWhite   \$21.85 per lite
  - 1-1/4" Tan           \$23.44 per lite
  - 1-1/4" Earthtone   \$23.44 per lite
- Blinds between the Glass
  - Only available in neutral white. Blinds raise, lower, tilt

## **Blinds Between the Glass Operation Instructions and Warranty**

**Caution: Operate blinds slowly to avoid damage to internal components.**

### **Tilting the Blinds**

Slowly slide the upper control bar up or down to adjust the angle of the blinds. Moving the upper control bar to its extreme lowest position will tighten the blinds into a maximum privacy position. Please note that the blinds cannot be raised or lowered while in maximum privacy position.

### **Raising and Lowering the Blinds**

Before attempting to raise or lower the blinds, make sure the blinds are not in the maximum privacy position by tilting the blinds into a horizontal position. Slowly slide the lower control bar up or down to raise and lower the blinds. Once the desired height is attained, tilt the blinds to the desired angle.

### **Troubleshooting**

**Caution:** Never operate both control bars simultaneously as damage to internal components may occur.

**Problem:** The blinds seem to catch or bind when raised or lowered becoming uneven

**Possible Cause:** Operating too fast, blinds not in a horizontal position before adjusting height

**Solution:** Tilt the blinds into a horizontal position then raise or lower the blind until alignment is achieved

**Problem:** The blinds do not move when the control bar is operated

**Possible Cause:** Operating too fast, forcing the control bar past the normal operating range

**Solution:** The control bar is connected to the internal components with magnets. During swift movement of the control bar, these magnets may separate. Slowly move the control bar to the lowest position then up to the highest position. Once you align the magnet on the control bar and the internal magnet you will feel these engage. Once engaged, operate the blinds to the fullest positions and return to normal operation.

## **Warranty**

MGM Industries, Inc. warrants the blinds between the glass and all attached components of such for (1) one year from date of installation against defects in material and workmanship. This warranty covers materials only and MGM Industries, Inc. will assume no other expense such as labor costs of any kind for removal or reinstallation. Defective products or parts must be returned to MGM Industries, Inc. freight prepaid.

Insulated glass with blinds are warranted against failure for (1) one year from date of installation. Glass failure is a material obstruction of vision resulting from moisture, dust, or film formation between the interior glass surfaces of the insulated glass unit. Glass breakage and stress cracks are not covered under this warranty. Any after factory alterations to the doors or glass will void the warranty.

MGM Industries, Inc. is not liable for any incidental or consequential damages resulting from any defect. Some states do not allow limitations on how long an implied warranty lasts or the exclusion or limitation of incidental or consequential damages; therefore, the above limitation or exclusion may not apply to you.

This warranty is extended to the original purchaser and is in lieu of all other guarantees or warranties expressed or implied and does not apply to the product's normal deterioration, accidents, acts of God, fire, abuse, neglect, misuse or installation other than as recommended by MGM Industries, Inc. This warranty gives you specific legal rights and you may have other rights, which vary from state to state.

## Pre-Installation Notice:

**DO NOT NAIL THROUGH THE VINYL BRICKMOLD ON EXTERIOR OF DOOR DURING THE INSTALLATION.**

## Product Preparation:

Each door (regardless of configuration) is shipped with protective wrapping and corner gussets to minimize damage to the finishes of the door and the hardware components. Once the rough opening is prepared these packaging materials should be removed from the door. Be careful not to discard any hardware attached to the protective wrapping material. Before installing the door make sure the panel is in the locked position.

## Notes:

Each active panel is shipped with spacing shims at both the head and sill 6" from each corner nearest the locking stile. These shims are left in position until the door is checked for final operation in a later step.

Each door comes with an extruded brickmold already attached to the frame along the head and both jambs. **THIS BRICKMOLD IS NOT TO BE NAILED INTO.** This profile is used as both an aesthetic feature and to provide a common gauging surface for a flush door in the rough opening. The door is held into the rough opening using fasteners through the vinyl framing in all applications. The number and location of fasteners is dependent upon the style of the door, which are described in the document.

## Preparing the Rough Opening:

Make sure the rough opening is properly dimensioned to the door frame size. The rough opening must be 1/2" greater than the door frame in width and height. Check the hinge side of the opening to assure it is completely plumb. Check floor for level. The still plate may require shimming to assure levelness. The sill profile requires support along its entire span or deformations may occur. Check for obstructions in the swing plane of the door panel.

## Installing a Single (X) Door:

1. A 1/4" bead of silicone should be run on the backside of the brick mold along the jambs and head of the frame and a 1/2" bead should be run along the sill at the leading edge of the rough opening.
2. Set the door into the rough opening. **Note: Sliding door into rough opening will remove silicone from sill and will not achieve proper seal. Setting door into rough opening will assure proper seal.**
3. Open door and check for plumb on hinge side. Use shims if necessary to plumb hinge side of door. Remove top screw from each hinge and replace with supplied Flat Head 3" Stainless Steel Screws. Check hinge side jamb for plumb. Close door.
4. Check spacing on top of door to assure proper sight line. Shim between head and rough opening if necessary. When satisfactorily positioned install supplied Truss Head 3" Stainless Steel Screws through predrilled holes in head.
5. Check spacing on jamb side opposite the hinge (striker jamb) to assure proper sight line. Shim between jamb and rough opening if necessary. When satisfactorily positioned, shim behind top, center and bottom striker plates. Remove existing screws and install supplied Flat Head 3" Stainless Steel Screws through top, center and bottom striker plates.

6. Open door and remove bottom screw from each hinge. Replace with supplied Flat Head 3” Stainless Steel Screws.
7. Check spacing on all sides of door slab to assure equal sight lines.
8. The hinges on the active panel are adjustable. The top and bottom hinges can be adjusted to move the sash horizontally toward and away from each jamb. The center hinge can be adjusted for vertical up and down movement. These hinge adjustments can be made if the margins are still not acceptable after the door has been adjusted within the rough opening.
9. Remove the spacing shims at the head and sill.
10. Complete the “Finishing the Installation” procedures listed at the end of this document.

### **Installing a 2 or 3 Panel Door with Hinges on the Jamb (OX, XO, OOX, XOO)**

1. A 1/4” bead of silicone should be run on the backside of the brick mold along the jambs and head of the frame and a 1/2” bead should be run along the sill at the leading edge of the rough opening.
2. Set the door into the rough opening. **Note: Sliding door into rough opening will remove silicone from sill and will not achieve proper seal. Setting door into rough opening will assure proper seal.**
3. Open door and check for plumb on hinge side. Use shims if necessary to plumb hinge side of door. Remove top screw from each hinge and replace with supplied Flat Head 3” Stainless Steel Screws. Check hinge side jamb for plumb. Close door.
4. Check spacing on top of door to assure proper sight line. Shim between head and rough opening if necessary. When satisfactorily positioned install supplied Truss Head 3” Stainless Steel Screws through predrilled holes in head. All predrilled holes must receive a screw.
5. Check spacing on the fixed panel jamb to assure proper sight line. Shim between jamb and rough opening if necessary. When satisfactorily positioned, shim behind each of the predrilled holes in the jamb and install supplied Truss Head 3” Stainless Steel Screws. All predrilled holes must receive a screw.
6. Open door and remove bottom screw from each hinge. Replace with supplied Flat Head 3” Stainless Steel Screws.
7. Check spacing on all sides of door slab to assure equal sight lines.
8. The hinges on the active panel are adjustable. The top and bottom hinges can be adjusted to move the sash horizontally toward and away from each jamb. The center hinge can be adjusted for vertical up and down movement. These hinge adjustments can be made if the margins are still not acceptable after the door has been adjusted within the rough opening. Only use a hand screwdriver when adjusting hinges.
9. Remove the spacing shims at the head and sill.
10. Complete the “Finishing the Installation” procedures listed at the end of this document.

**Installing a 2 or 3 Panel Door with Hinges on the Center Mull Post** (ox, xo, oox, oxo, xoo)

1. A 1/4" bead of silicone should be run on the backside of the brick mold along the jambs and head of the frame and a 1/2" bead should be run along the sill at the leading edge of the rough opening.
2. Set the door into the rough opening. **Note: Sliding door into rough opening will remove silicone from sill and will not achieve proper seal. Setting door into rough opening will assure proper seal.**
3. Open door and check for plumb on striker plate side. Use shims if necessary to plumb striker plate side of door. Remove top screw from each strike plate and replace with supplied Flat Head 3" Stainless Steel Screws. Check striker side jamb for plumb. Close door.
4. Check spacing on top of door to assure proper sight line. Shim between head and rough opening if necessary. When satisfactorily positioned install supplied Truss Head 3" Stainless Steel Screws through predrilled holes in head. All predrilled holes must receive a screw.
5. Check spacing on the fixed panel jamb to assure proper sight line. Shim between jamb and rough opening if necessary. When satisfactorily positioned, shim behind each of the predrilled holes in the jamb and install supplied Truss Head 3" Stainless Steel Screws. All predrilled holes must receive a screw.
6. Open door and remove bottom screw from each strike plate. Replace with supplied Flat Head 3" Stainless Steel Screws. Also remove and replace the center screw from the deadbolt strike plate.
7. Check spacing on all sides of door slab to assure equal sight lines.
8. The hinges on the active panel are adjustable. The top and bottom hinges can be adjusted to move the sash horizontally toward and away from each jamb. The center hinge can be adjusted for vertical up and down movement. These hinge adjustments can be made if the margins are still not acceptable after the door has been adjusted within the rough opening. Only use a hand screwdriver when adjusting hinges.
9. Remove the spacing shims at the head and sill.
10. Complete the "Finishing the Installation" procedures listed at the end of this document.

**Finishing the Installation:**

- Insulate between door frame and rough opening. **Note: Over packing these areas may cause frame members to bow.**
- Apply silicone around the exterior of the door.
- Finish door perimeter and install the supplied hole plugs where needed.
- Install handle sets as per directions provided inside of the hardware box.
- Check operation of all components and make adjustments as needed.

# 9200 Inswing Only

MGM Industries, 287 Freehill Rd., Hendersonville, TN 37075 PH (615) 824-6572 Fax (615) 822-6581

Customer Name: \_\_\_\_\_ PO#: \_\_\_\_\_ Order Date: \_\_\_\_\_

Store # or Location: \_\_\_\_\_ Ship to Name: \_\_\_\_\_

Ordered By: \_\_\_\_\_ Received By: \_\_\_\_\_ Address: \_\_\_\_\_


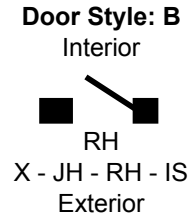
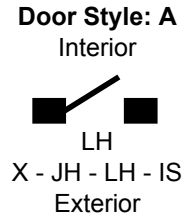
City/State/Zip: \_\_\_\_\_

## Single Panel Inswing Door:

Size	Door Color	GBG Style		Hardware Finish	
2/6 x 6/8	Euro White (EW)	2V4H 3/4" Profile (SP)	Custom* 3/4" Profile (CP)	Euro White (EW)	Bronze (BZ)
2/6 x 8/0	Tan (TN)	2V4H 13/16" Flat (SF)	Custom* 13/16" Flat (CF)	Brass (B)	Black (BK)
3/0 x 6/8	Earthtone (ET)	3/4" Profiled Prarie (PPR)	*custom patterns must have	Satin Nickel (N)	Antique Brass (AB)
3/0 x 8/0		13/16" Flat Prarie (FPR)	a drawing and be quoted	Chrome (C)	

Qty	Size	Door Style	Door Color	1-Lite Yes/No	GBG Style	SDL 7/8 1-1/4	Hardware Finish	STC Glass Yes/No	Low-E 270	Low-E 366	Argon Enhanced	Blinds
									Yes/No	Yes/No	Yes/No	Yes/No

Special Instructions



View from Exterior

I understand that this door order cannot be cancelled or changed more than 48 hours after confirmation. Signature: \_\_\_\_\_ Date: \_\_\_\_\_



# 9200 Inswing Only

MGM Industries, 287 Freehill Rd., Hendersonville, TN 37075 PH (615) 824-6572 Fax (615) 822-6581

Customer Name: \_\_\_\_\_

PO#: \_\_\_\_\_ Order Date: \_\_\_\_\_

Store # or Location: \_\_\_\_\_

Ship to Name: \_\_\_\_\_

Ordered By: \_\_\_\_\_ Received By: \_\_\_\_\_

Address: \_\_\_\_\_


City/State/Zip: \_\_\_\_\_

## Two Panel Inswing Door:

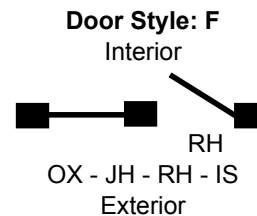
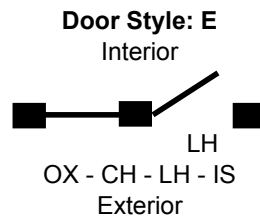
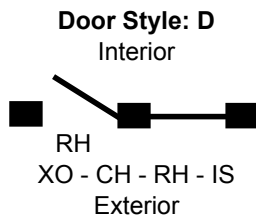
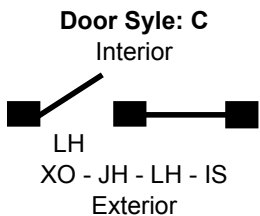
Size	Door Color	GBG Style		Hardware Finish	
5/0 x 6/8	Euro White (EW)	2V4H 3/4" Profile (SP)	Custom* 3/4" Profile (CP)	Euro White (EW)	Bronze (BZ)
5/0 x 8/0	Tan (TN)	2V4H 13/16" Flat (SF)	Custom* 13/16" Flat (CF)	Brass (B)	Black (BK)
6/0 x 6/8	Earthtone (ET)	3/4" Profiled Prarie (PPR)	*custom patterns must have a drawing and be quoted	Satin Nickel (N)	Antique Brass (AB)
6/0 x 8/0		13/16" Flat Prarie (FPR)		Chrome (C)	

Qty	Size	Door Style	Door Color	1-Lite Yes/No	GBG Style	SDL 7/8 1-1/4	Hardware Finish	STC Glass Yes/No	Low-E 270 Yes/No	Low-E 366 Yes/No	Argon Enhanced Yes/No	Rolling Screen Yes/No	Blinds Yes/No

Special Instructions



View from Exterior



I understand that this door order cannot be cancelled or changed more than 48 hours after confirmation. Signature: \_\_\_\_\_ Date: \_\_\_\_\_

# 9200 Inswing Only

MGM Industries, 287 Freehill Rd., Hendersonville, TN 37075 PH (615) 824-6572 Fax (615) 822-6581

Customer Name: \_\_\_\_\_

PO#: \_\_\_\_\_ Order Date: \_\_\_\_\_

Store # or Location: \_\_\_\_\_

Ship to Name: \_\_\_\_\_

Ordered By: \_\_\_\_\_ Received By: \_\_\_\_\_

Address: \_\_\_\_\_


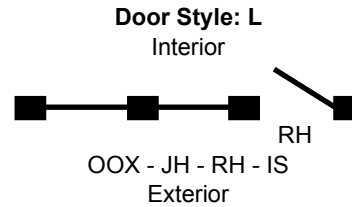
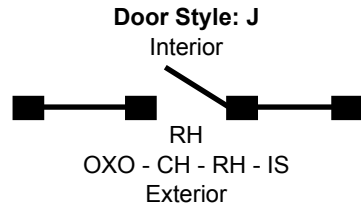
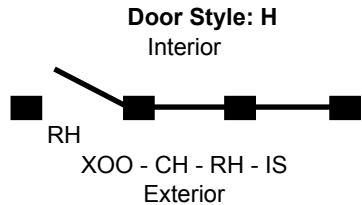
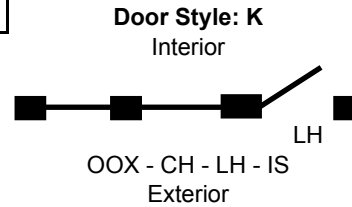
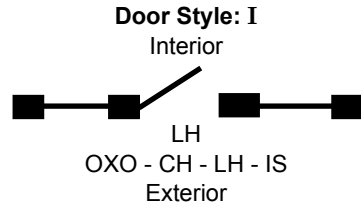
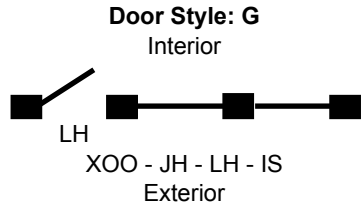
City/State/Zip: \_\_\_\_\_

### Three Panel Inswing Door:

Size	Door Color	GBG Style		Hardware Finish	
7/6 x 6/8	Euro White (EW)	2V4H 3/4" Profile (SP)	Custom* 3/4" Profile (CP)	Euro White (EW)	Bronze (BZ)
7/6 x 8/0	Tan (TN)	2V4H 13/16" Flat (SF)	Custom* 13/16" Flat (CF)	Brass (B)	Black (BK)
9/0 x 6/8	Earthtone (ET)	3/4" Profiled Prarie (PPR)	*custom patterns must have	Satin Nickel (N)	Antique Brass (AB)
9/0 x 8/0		13/16" Flat Prarie (FPR)	a drawing and be quoted	Chrome (C)	

Qty	Size	Door Style	Door Color	1-Lite Yes/No	GBG Style	SDL 7/8 1-1/4	Hardware Finish	STC Glass Yes/No	Low-E 270 Yes/No	Low-E 366 Yes/No	Argon Enhanced Yes/No	Rolling Screen Yes/No	Blinds Yes/No

Special Instructions



View from Exterior

I understand that this door order cannot be cancelled or changed more than 48 hours after confirmation. Signature: \_\_\_\_\_ Date: \_\_\_\_\_

# 9300 Outswing Only

MGM Industries, 287 Freehill Rd., Hendersonville, TN 37075 PH (615) 824-6572 Fax (615) 822-6581

Customer Name: \_\_\_\_\_ PO#: \_\_\_\_\_ Order Date: \_\_\_\_\_

Store # or Location: \_\_\_\_\_ Ship to Name: \_\_\_\_\_

Ordered By: \_\_\_\_\_ Received By: \_\_\_\_\_ Address: \_\_\_\_\_


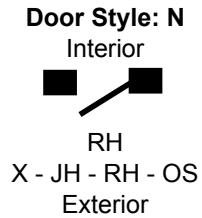
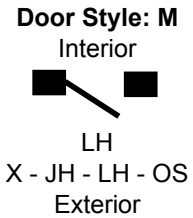
City/State/Zip: \_\_\_\_\_

## Single Panel Outswing Door:

Call Size	Door Color	GBG Style		Hardware Finish	
2/6 x 6/8	Euro White (EW)	2V4H 3/4" Profile (SP)	Custom* 3/4" Profile (CP)	Euro White (EW)	Bronze (BZ)
2/6 x 8/0	Tan (TN)	2V4H 13/16" Flat (SF)	Custom* 13/16" Flat (CF)	Brass (B)	Black (BK)
3/0 x 6/8	Earthtone (ET)	3/4" Profiled Prarie (PPR)	*custom patterns must have	Satin Nickel (N)	Antique Brass (AB)
3/0 x 8/0		13/16" Flat Prarie (FPR)	a drawing and be quoted	Chrome (C)	

Qty	Size	Door Style	Door Color	1-Lite Yes/No	GBG Style	SDL 7/8 1-1/4	Hardware Finish	STC Glass Yes/No	Low-E 270	Low-E 366	Argon Enhanced	Blinds
									Yes/No	Yes/No	Yes/No	Yes/No

Special Instructions



View from Exterior

I understand that this door order cannot be cancelled or changed more than 48 hours after confirmation. Signature: \_\_\_\_\_ Date: \_\_\_\_\_

# 9300 Outswing Only

MGM Industries, 287 Freehill Rd., Hendersonville, TN 37075 PH (615) 824-6572 Fax (615) 822-6581

Customer Name: \_\_\_\_\_

PO#: \_\_\_\_\_ Order Date: \_\_\_\_\_

Store # or Location: \_\_\_\_\_

Ship to Name: \_\_\_\_\_

Ordered By: \_\_\_\_\_ Received By: \_\_\_\_\_

Address: \_\_\_\_\_


City/State/Zip: \_\_\_\_\_

## Two Panel Outswing Door:

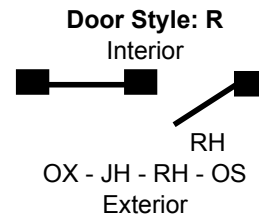
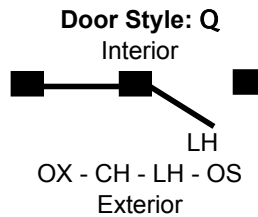
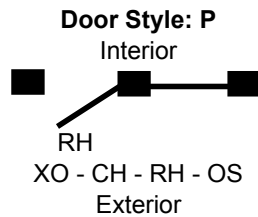
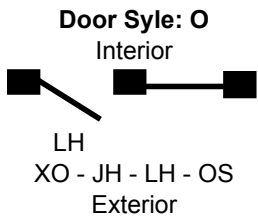
Call Size	Door Color	GBG Style		Hardware Finish	
5/0 x 6/8	Euro White (EW)	2V4H 3/4" Profile (SP)	Custom* 3/4" Profile (CP)	Euro White (EW)	Bronze (BZ)
5/0 x 8/0	Tan (TN)	2V4H 13/16" Flat (SF)	Custom* 13/16" Flat (CF)	Brass (B)	Black (BK)
6/0 x 6/8	Earthtone (ET)	3/4" Profiled Prarie (PPR)	*custom patterns must have	Satin Nickel (N)	Antique Brass (AB)
6/0 x 8/0		13/16" Flat Prarie (FPR)	a drawing and be quoted	Chrome (C)	

Qty	Size	Door Style	Door Color	1-Lite Yes/No	GBG Style	SDL 7/8 1-1/4	Hardware Finish	STC Glass Yes/No	Low-E 270	Low-E 366	Argon Enhanced	Blinds
									Yes/No	Yes/No	Yes/No	Yes/No

Special Instructions



View from Exterior



I understand that this door order cannot be cancelled or changed more than 48 hours after confirmation. Signature: \_\_\_\_\_ Date: \_\_\_\_\_

# 9300 Outswing Only

MGM Industries, 287 Freehill Rd., Hendersonville, TN 37075 PH (615) 824-6572 Fax (615) 822-6581

Customer Name: \_\_\_\_\_

PO#: \_\_\_\_\_ Order Date: \_\_\_\_\_

Store # or Location: \_\_\_\_\_

Ship to Name: \_\_\_\_\_

Ordered By: \_\_\_\_\_ Received By: \_\_\_\_\_

Address: \_\_\_\_\_


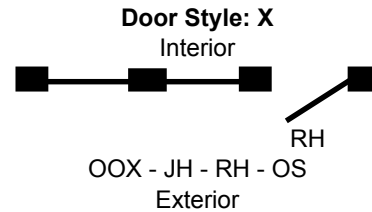
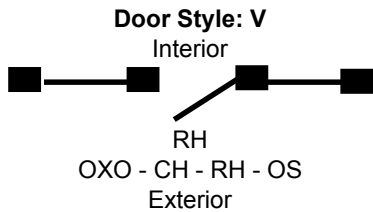
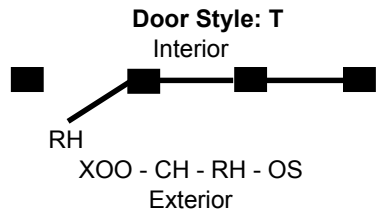
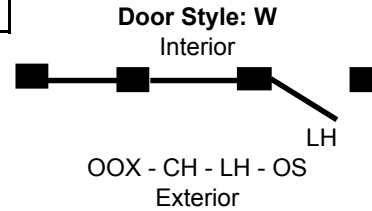
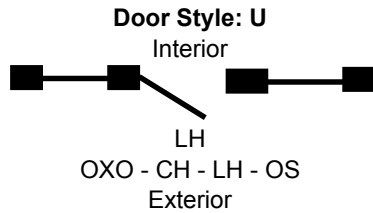
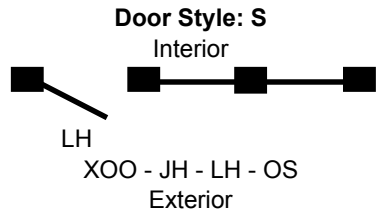
City/State/Zip: \_\_\_\_\_

### Three Panel Outswing Door:

Call Size	Door Color	GBG Style		Hardware Finish	
7/6 x 6/8	Euro White (EW)	2V4H 3/4" Profile (SP)	Custom* 3/4" Profile (CP)	Euro White (EW)	Bronze (BZ)
7/6 x 8/0	Tan (TN)	2V4H 13/16" Flat (SF)	Custom* 13/16" Flat (CF)	Brass (B)	Black (BK)
9/0 x 6/8	Earthtone (ET)	3/4" Profiled Prarie (PPR)	*custom patterns must have	Satin Nickel (N)	Antique Brass (AB)
9/0 x 8/0		13/16" Flat Prarie (FPR)	a drawing and be quoted	Chrome (C)	

Qty	Size	Door Style	Door Color	1-Lite Yes/No	GBG Style	SDL 7/8 1-1/4	Hardware Finish	STC Glass Yes/No	Low-E 270	Low-E 366	Argon Enhanced	Blinds
									Yes/No	Yes/No	Yes/No	Yes/No

Special Instructions
----------------------



View from Exterior

I understand that this door order cannot be cancelled or changed more than 48 hours after confirmation. Signature: \_\_\_\_\_ Date: \_\_\_\_\_